

KELDAN

Advanced Lighting Technology

Underwater Video Light

VIDEO 4X 10000lm CRI85

Operating Instructions



For Professionals Who Know The Difference.

BEFORE STARTING

- Read operating instructions.
- Keep O-ring clean and grease regularly.
- For storage charge the battery to 30-60%. Storing a fully charged or empty battery is detrimental to the battery's life in the long run.
- Discharge/charge battery at least every 6 months.
- Remove the battery from casing when storing the light.
- Charge the battery before every dive.

TABLE OF CONTENTS

| | |
|--|---|
| Instructions | 3 |
| Magnetic Switch | 3 |
| Battery Charging | 3 |
| Battery Maintenance | 3 |
| Battery Protection Circuit | 3 |
| Charge Level Indicator | 3 |
| Use in Air | 3 |
| How to Open the Casing | 4 |
| Maintenance | 4 |
| Storage and Transportation | 4 |
| Warranty | 4 |
| Liability | 4 |
| Safety Instructions | 5 |
| Spectral Power Distribution | 5 |
| Beam Angle | 5 |
| Technical Data | 6 |

INSTRUCTIONS

1. MAGNETIC SWITCH

Attention: the light uses a magnetic switch, so your compass reading may be off when you hold it close (within 5cm or 2”) to the black on/off switch.

2. CHARGE OF THE BATTERY

Only use the supplied Li-Ion charger to charge the battery. For best results, the battery should be charged at room temperature. Avoid charging when batteries are still hot after use. Let them cool down before charging.



Important: If battery state of health falls below 75%, always use the included 16.8V to 16.6V Adapter cable when charging.

3. MAINTENANCE OF BATTERY

It is not recommended to discharge the battery after each dive. Complete discharge after every use may reduce life time of battery. We recommend the following service procedures:

- For storage remove battery from casing.
- Discharge and recharge the battery at least once every 6 months.
- Avoid deep discharge of the battery pack.
- Store battery with approximately a 30-60% partial charge in a dry and cool place.
- Charge fully before each dive.
- The storage of a fully discharged battery may cause permanent damage to the battery.

4. BATTERY PROTECTION CIRCUIT



The integrated protection circuit protects the battery from overload, overcharge and deep discharge.

5. CHARGE LEVEL INDICATOR

The green charge level indicator displays the available relative charge and the two digit display shows the remaining run time at the actual power setting. The display unit is 1 minute. While charging the 2 digit display shows the remaining charge time. The unit is 10 minutes. The display is turned off when the battery is fully charged.

6. USE IN AIR

The video light can also be used outside water but at low power level only. If the light gets too hot, it slowly and automatically reduces the power to avoid overheating.

7. HOW TO OPEN THE CASING

Remove excess water from the outside before opening. Point the light slightly upward while opening to avoid water from entering the housing.

Friction of the O-ring seal (and therefore force needed to open the cap) increases over storage time. After long and deep dives the friction might increase too. To avoid high friction, regularly grease the O-ring.

8. MAINTENANCE

After each use rinse well with fresh water.

Care should be taken to avoid scratching of the O-ring seals. Keep seals clean of sand, hair, cloth fibers or similar materials at all times. O-rings of the battery screw cap should be regularly inspected and cleaned. Occasionally apply small amounts of silicone grease for lubrication. If not treated, the O-ring will fail to provide proper sealing causing the light to malfunction.

- Do not use sharp tools to remove the O-ring.
- Never use a battery which appears damaged.
- In case of a damaged lamp, contact your nearest KELDAN® dealer.
- Do not remove front glass cover (high operating voltage).
- O-rings need to be replaced by KELDAN® or an authorized dealer every 5 years.

9. STORAGE AND TRANSPORTATION

Battery and casing must be stored apart in a cool and dry place. Maintain battery pack according to our recommendations. Separate battery pack from casing if traveling by air.

12. WARRANTY

The light carries a two-year warranty after purchase (prove of purchase date required). The warranty is limited to material defects which occur when correctly handling the product. The warranty does not cover the battery packs.

KELDAN® warranty coverage is void for defects as a result of improper use.


11. LIABILITY

KELDAN® declines all responsibility for damages arising from any improper use of the VIDEO 4X 10000lm CRI85 light or as incurred by a third person.

SAFETY INSTRUCTIONS

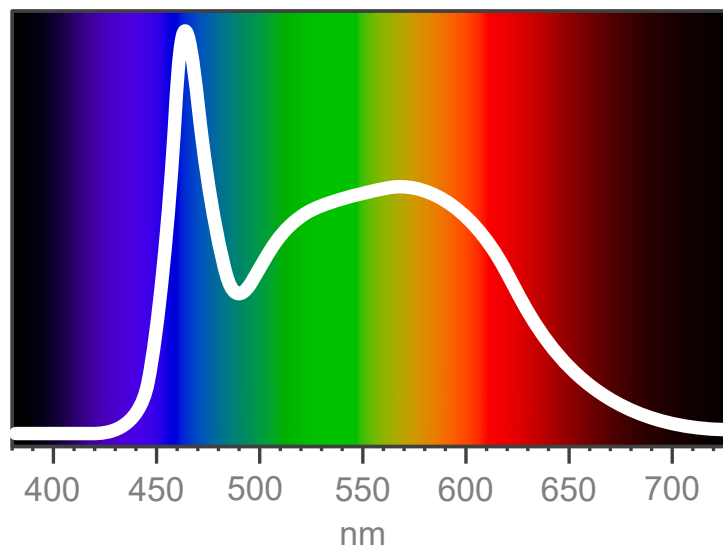
The VIDEO 4X 10000lm CRI85 light produces an extremely powerful and intense light.

- Never point directly at a person at close distance.
- Never stare directly into the light.

| | |
|---|---|
| RISK GROUP 2 | |
|  | CAUTION. Possibly hazardous optical radiation emitted from this product. Do not stare at operating lamp. May be harmful to the eye. |

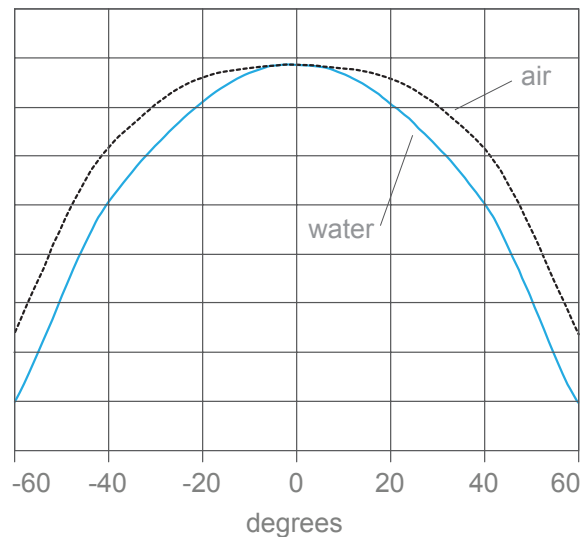
SPECTRAL POWER DISTRIBUTION

Spectral Power Distribution



BEAM ANGLE

Beam Angle



TECHNICAL DATA

| | |
|---|----------------|
| Battery (Li-Ion) | 14.4V / 49Wh |
| Charging time | 3-4 hours |
| Diameter / Length | 7 / 17 cm |
| Weight (in water) | 0,63 (0,20) kg |
| Maximum depth | 200 m |
| Color temperature | 5600 K |
| Color rendering index | 85 CRI (Ra) |
| Beam angle in water at 50% intensity | 90° |
| Beam angle in water at 25% intensity | 110° |

POWER SETTINGS

| Luminus Flux | Candlepower | Burn Time | Electrical Power |
|---------------------|--------------------|------------------|-------------------------|
| 10'000 lumen | 4300 candela | 35 min | 67 watts |
| 6100 lumen | 2600 candela | 65 min | 44 watts |
| 3800 lumen | 1600 candela | 100 min | 27 watts |
| 2300 lumen | 1000 candela | 180 min | 16 watts |
| 1400 lumen | 600 candela | 240 min | 12 watts |
| 870 lumen | 370 candela | 420 min | 7 watts |
| 530 lumen | 230 candela | 600 min | 5 watts |
| 320 lumen | 140 candela | 750 min | 4 watts |
| 200 lumen | 90 candela | 850 min | 3.5 watts |

KELDAN⁺

Advanced Lighting Technology

KELDAN GmbH
Industriestrasse 37a
2555 Brügg
Switzerland

Tel: ++41 32 333 16 28

www.keldanlights.com
contactus@keldanlights.com



KELDAN® is a registered trademark of KELDAN GmbH.

Subject to change without notice, February 2023.

